

### INVESTMENT OBJECTIVE

The CMI MIC High Yield Opportunity Fund is designed to generate net annual returns of 10-11%, comprised of interest and fee revenue minus expenses, paid directly to shareholders. The CMI HYOF offers a combination of consistent returns, while risk is mitigated through the MIC's investment in multiple mortgages, and the backing of these loans by real estate security.

### FUND DETAILS

<b>Fund Type:</b>	Mortgage Investment Corporation
<b>Inception:</b>	February 2020
<b>Redemptions:</b>	Monthly
<b>Management fee:</b>	Share class dependant, 1%
<b>AUM at MAY 2024:</b>	\$142 million
<b>Dividend Re-investment Plan (DRIP):</b>	Yes
<b>Eligible for Registered Plans:</b>	Yes
<b>Fundserv Codes:</b>	Class A: CCI 311, Class F: CCI 312

### FUND FINANCIAL SUMMARY

Cash and Equivalents	\$11,730,689
Mortgage Investments	\$142,000,498
<b>Invested Capital</b>	<b>\$118,731,188</b>
<b>Portfolio Composition</b>	
Average Loan Size	179,975
Number of Loans	789
Weighted Average LTV	76.13%

### YEAR OVER YEAR AUM

Year	Amount	Y.O.Y Change
2020	\$ 5,267,865.00	
2021	\$28,158,022.01	435%
2022	\$62,327,174.84	121%
2023	\$115,814,259.71	86%
MAY 2024	\$142,000,498.06	23%*

\* As of MAY 31, 2024


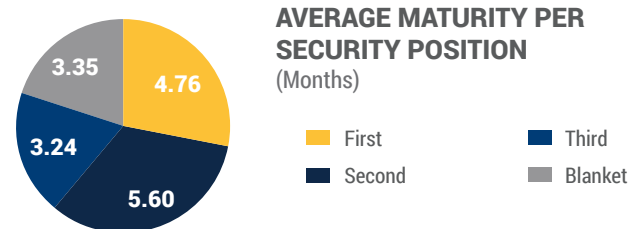
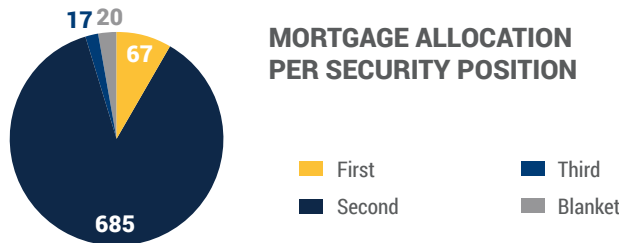
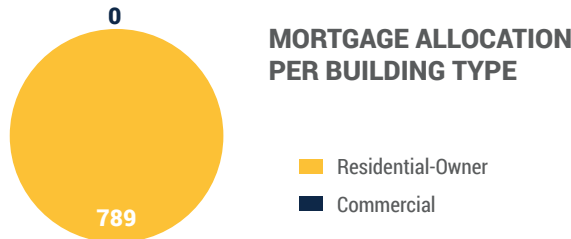
### HISTORICAL PERFORMANCE

Year	Percent
2020	10.47%
2021	10.39%
2022	10.57%
2023	10.79%
MAY 2024	10.83%

12 MO Trailing Return: 10.82%

Since inception: 10.55%

### PORTFOLIO DIVERSIFICATION



### PORTFOLIO SUMMARY

Description	# of Mortgages	\$ Amount	% Total
<b>Security Rank</b>			
Blanket Mortgages	20	5,987,131.79	4.22%
First Mortgages	67	20,210,602.46	14.23%
Second Mortgages	685	112,743,535.66	79.40%
Third Mortgages	16	3,059,228.15	2.15%
<b>Mortgages</b>	<b>789</b>	<b>\$142,000,498.06</b>	<b>100%</b>
<b>Asset Class</b>			
Commercial	0	\$0.00	0.00%
Residential - Owner	789	\$142,000,498.06	100.00%
<b>Geographic Breakdown</b>			
Alberta	95	\$12,168,424.94	8.57%
British Columbia	62	\$14,138,899.76	9.96%
Manitoba	4	\$334,350.00	0.24%
Newfoundland	2	\$185,200.00	0.13%
Nova Scotia	3	\$325,000.00	0.23%
Ontario	587	\$108,823,635.28	76.64%
Quebec	36	\$6,024,988.08	4.24%

Through CMI's MICs and its partner lending program, investors can access the private lending market with professionally managed solutions. Canadian Mortgages Inc. and its related entities has placed over \$1.75 billion in private mortgages with less than 0.25% capital loss rate over all mortgages placed. CMI strives to establish itself as one of Canada's largest private lenders to facilitate in the growing need for alternative lending. The CMI HYOF is distributed through a registered securities dealer; please consult your investment advisor before making an investment decision.